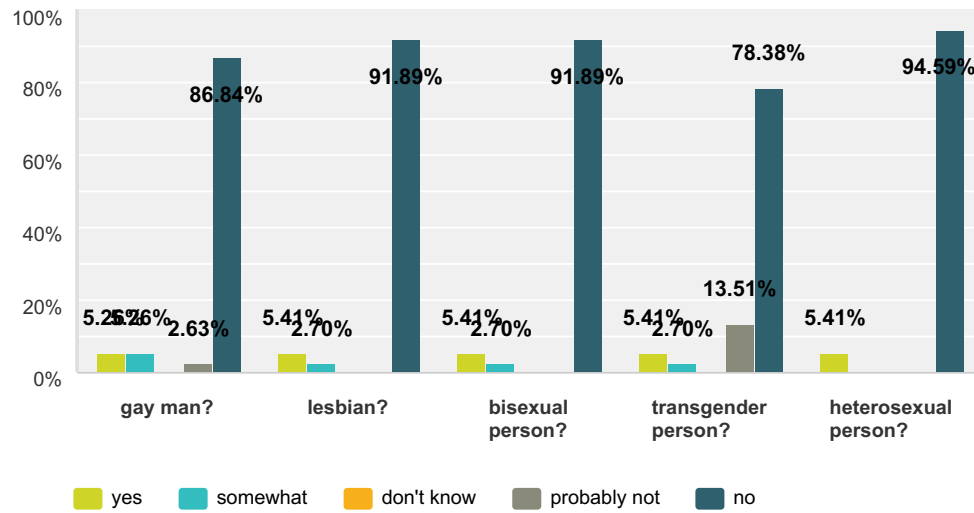


Q1 Would you be uncomfortable learning that your neighbor was a...

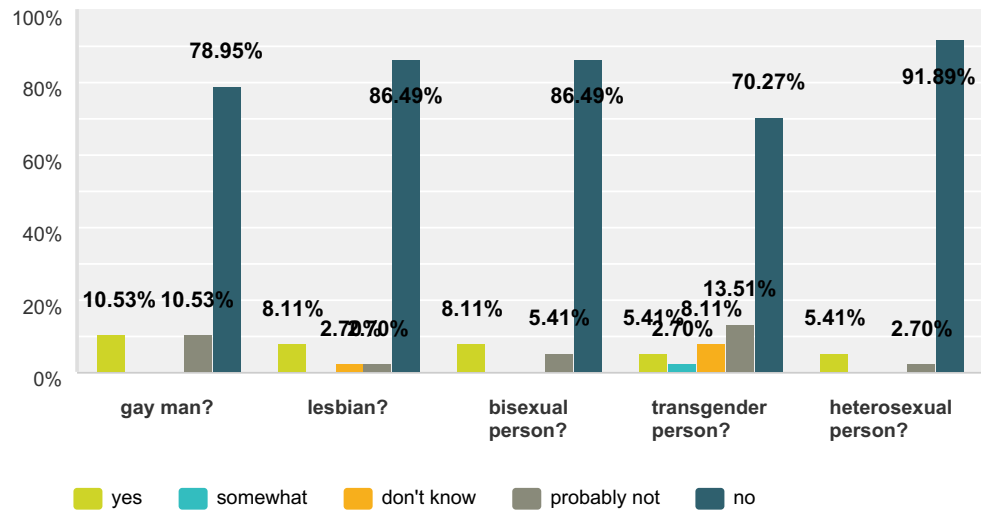
Answered: 38 Skipped: 0



	yes	somewhat	don't know	probably not	no	Total
gay man?	5.26% 2	5.26% 2	0.00% 0	2.63% 1	86.84% 33	38
lesbian?	5.41% 2	2.70% 1	0.00% 0	0.00% 0	91.89% 34	37
bisexual person?	5.41% 2	2.70% 1	0.00% 0	0.00% 0	91.89% 34	37
transgender person?	5.41% 2	2.70% 1	0.00% 0	13.51% 5	78.38% 29	37
heterosexual person?	5.41% 2	0.00% 0	0.00% 0	0.00% 0	94.59% 35	37

Q2 Would you be uncomfortable learning that your best friend was a ...

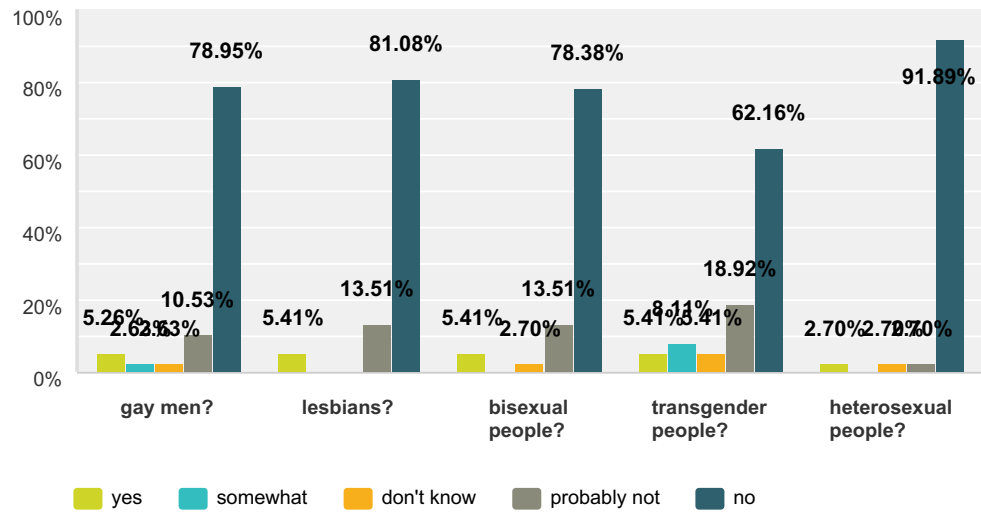
Answered: 38 Skipped: 0



	yes	somewhat	don't know	probably not	no	Total
gay man?	10.53% 4	0.00% 0	0.00% 0	10.53% 4	78.95% 30	38
lesbian?	8.11% 3	0.00% 0	2.70% 1	2.70% 1	86.49% 32	37
bisexual person?	8.11% 3	0.00% 0	0.00% 0	5.41% 2	86.49% 32	37
transgender person?	5.41% 2	2.70% 1	8.11% 3	13.51% 5	70.27% 26	37
heterosexual person?	5.41% 2	0.00% 0	0.00% 0	2.70% 1	91.89% 34	37

Q3 Would you be nervous being in a group of ...

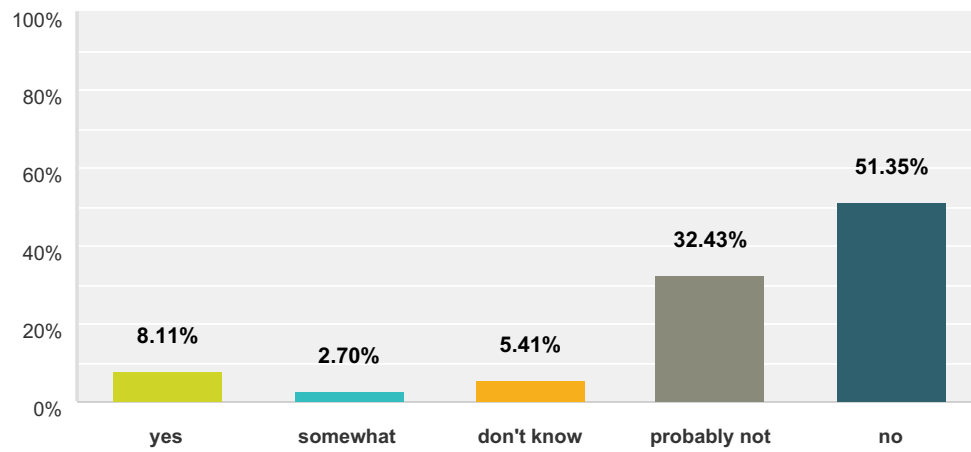
Answered: 38 Skipped: 0



	yes	somewhat	don't know	probably not	no	Total
gay men?	5.26% 2	2.63% 1	2.63% 1	10.53% 4	78.95% 30	38
lesbians?	5.41% 2	0.00% 0	0.00% 0	13.51% 5	81.08% 30	37
bisexual people?	5.41% 2	0.00% 0	2.70% 1	13.51% 5	78.38% 29	37
transgender people?	5.41% 2	8.11% 3	5.41% 2	18.92% 7	62.16% 23	37
heterosexual people?	2.70% 1	0.00% 0	2.70% 1	2.70% 1	91.89% 34	37

Q4 Would you be uncomfortable in a gay or lesbian bar, restaurant, or business?

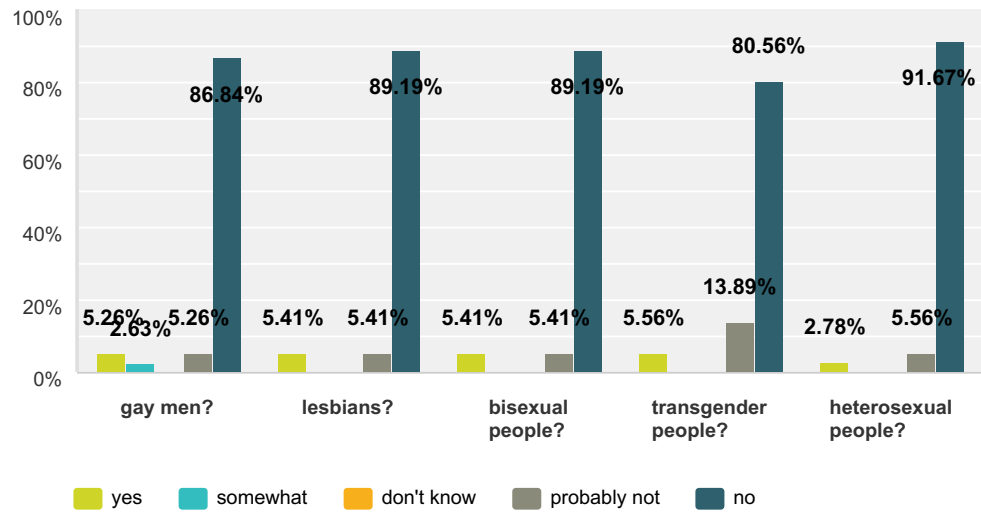
Answered: 37 Skipped: 1



Answer Choices	Responses
yes	8.11% 3
somewhat	2.70% 1
don't know	5.41% 2
probably not	32.43% 12
no	51.35% 19
Total	37

Q5 At a party, would you be uneasy talking with a...

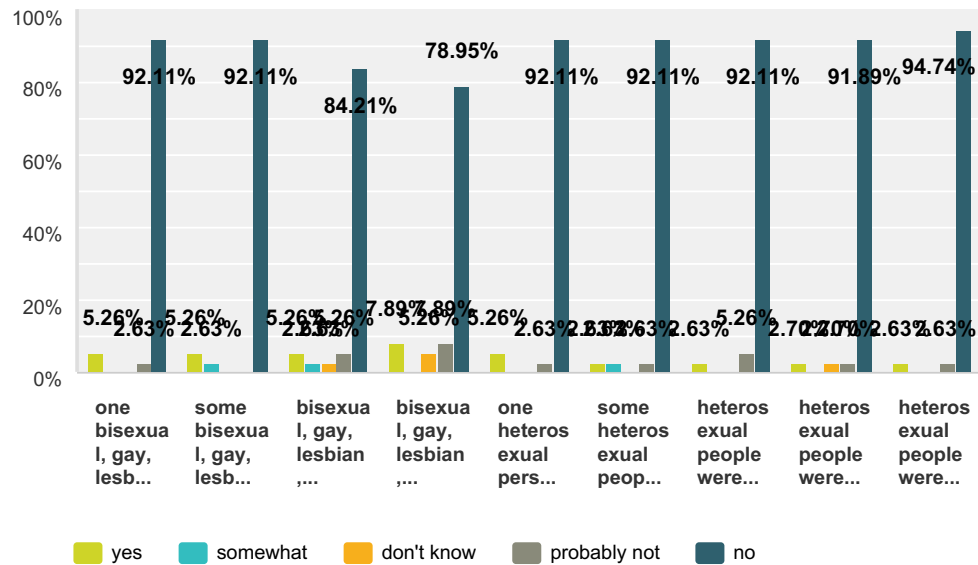
Answered: 38 Skipped: 0



	yes	somewhat	don't know	probably not	no	Total
gay men?	5.26% 2	2.63% 1	0.00% 0	5.26% 2	86.84% 33	38
lesbians?	5.41% 2	0.00% 0	0.00% 0	5.41% 2	89.19% 33	37
bisexual people?	5.41% 2	0.00% 0	0.00% 0	5.41% 2	89.19% 33	37
transgender people?	5.56% 2	0.00% 0	0.00% 0	13.89% 5	80.56% 29	36
heterosexual people?	2.78% 1	0.00% 0	0.00% 0	5.56% 2	91.67% 33	36

Q6 Would you avoid social events at which...

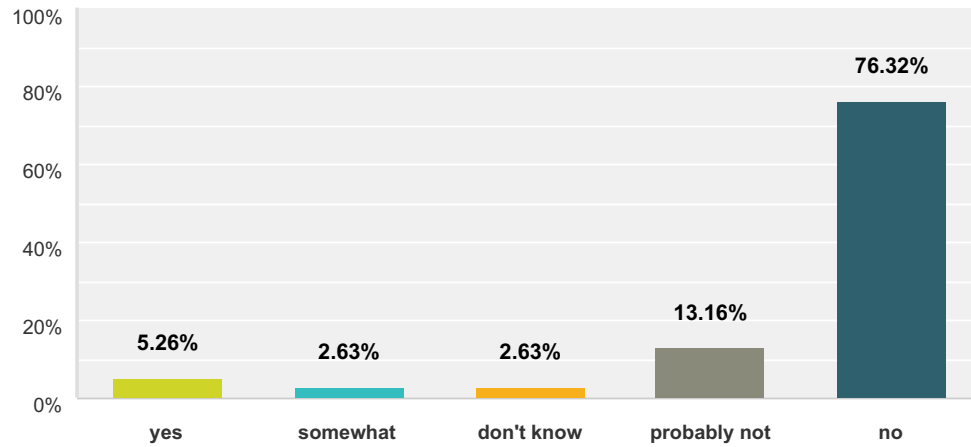
Answered: 38 Skipped: 0



	yes	somewhat	don't know	probably not	no	Total
one bisexual, gay, lesbian, and/or transgender person was present?	5.26% 2	0.00% 0	0.00% 0	2.63% 1	92.11% 35	38
some bisexual, gay, lesbian, and/or transgender people were present?	5.26% 2	2.63% 1	0.00% 0	0.00% 0	92.11% 35	38
bisexual, gay, lesbian, and/or transgender people were more than half the people present?	5.26% 2	2.63% 1	2.63% 1	5.26% 2	84.21% 32	38
bisexual, gay, lesbian, and/or transgender people were the overwhelming majority of those present?	7.89% 3	0.00% 0	5.26% 2	7.89% 3	78.95% 30	38
one heterosexual person was present?	5.26% 2	0.00% 0	0.00% 0	2.63% 1	92.11% 35	38
some heterosexual people were present?	2.63% 1	2.63% 1	0.00% 0	2.63% 1	92.11% 35	38
heterosexual people were present?	2.63% 1	0.00% 0	0.00% 0	5.26% 2	92.11% 35	38
heterosexual people were more than half the people present?	2.70% 1	0.00% 0	2.70% 1	2.70% 1	91.89% 34	37
heterosexual people were the overwhelming majority of those present?	2.63% 1	0.00% 0	0.00% 0	2.63% 1	94.74% 36	38

Q7 Would you be uncomfortable walking through a predominantly gay or lesbian section of town?

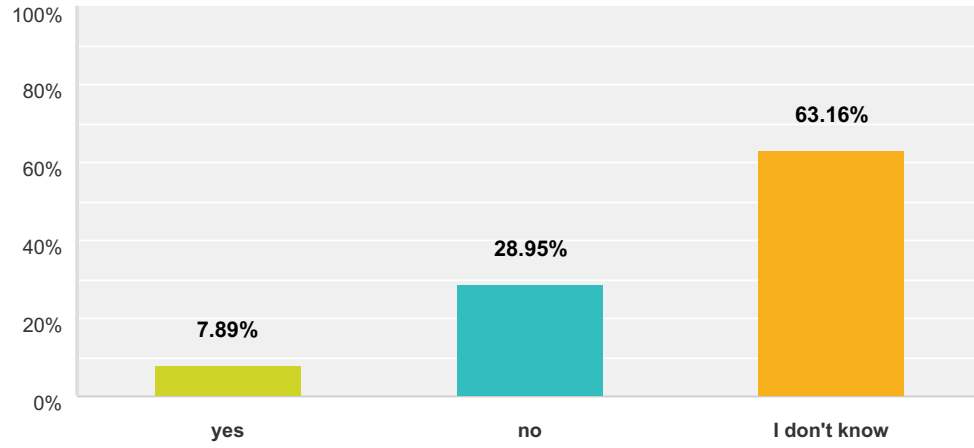
Answered: 38 Skipped: 0



Answer Choices	Responses	
yes	5.26%	2
somewhat	2.63%	1
don't know	2.63%	1
probably not	13.16%	5
no	76.32%	29
Total		38

Q8 Is there one in your area?

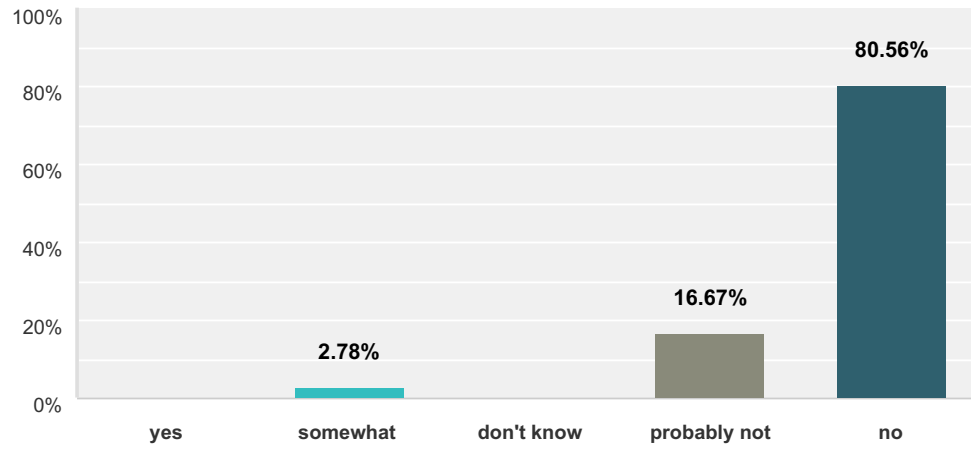
Answered: 38 Skipped: 0



Answer Choices	Responses
yes	7.89% 3
no	28.95% 11
I don't know	63.16% 24
Total	38

Q9 Would you be uncomfortable walking through a predominantly heterosexual section of town?

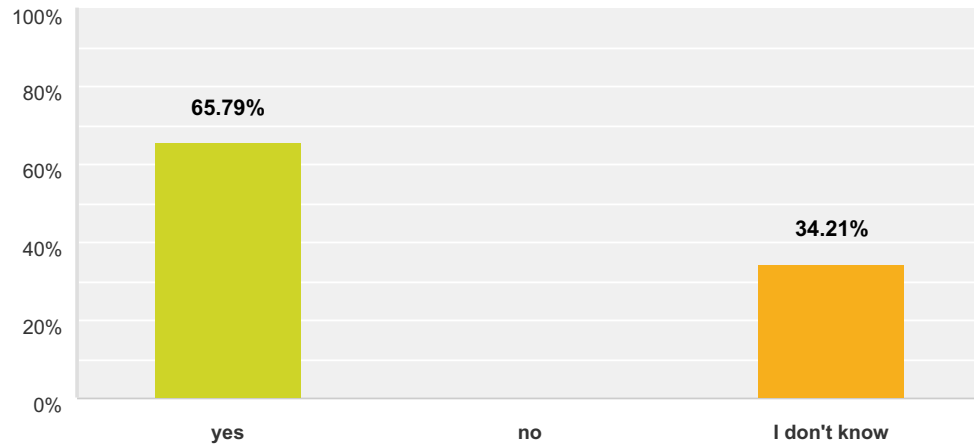
Answered: 36 Skipped: 2



Answer Choices	Responses
yes	0.00% 0
somewhat	2.78% 1
don't know	0.00% 0
probably not	16.67% 6
no	80.56% 29
Total	36

Q10 Is there one in your area?

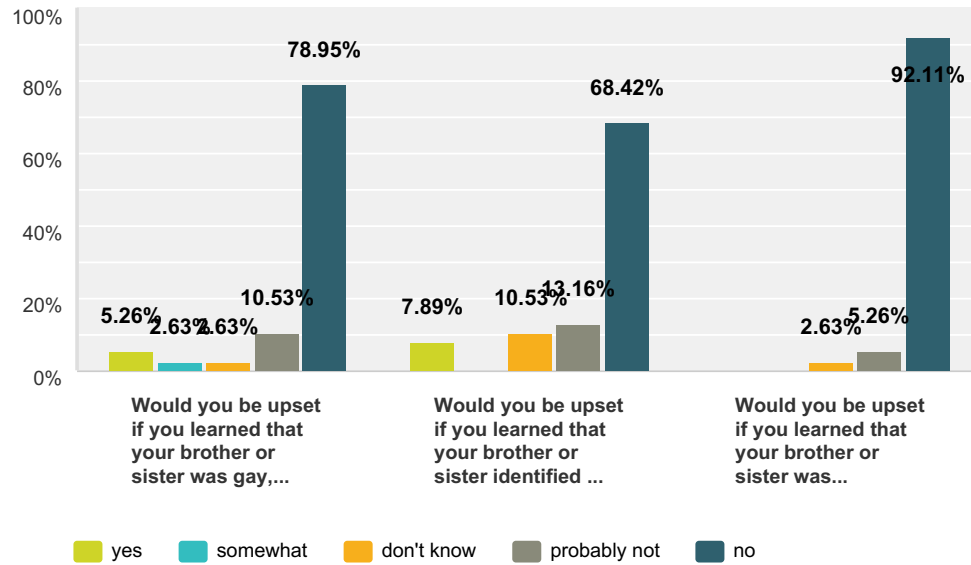
Answered: 38 Skipped: 0



Answer Choices	Responses	Count
yes	65.79%	25
no	0.00%	0
I don't know	34.21%	13
Total		38

Q11 .

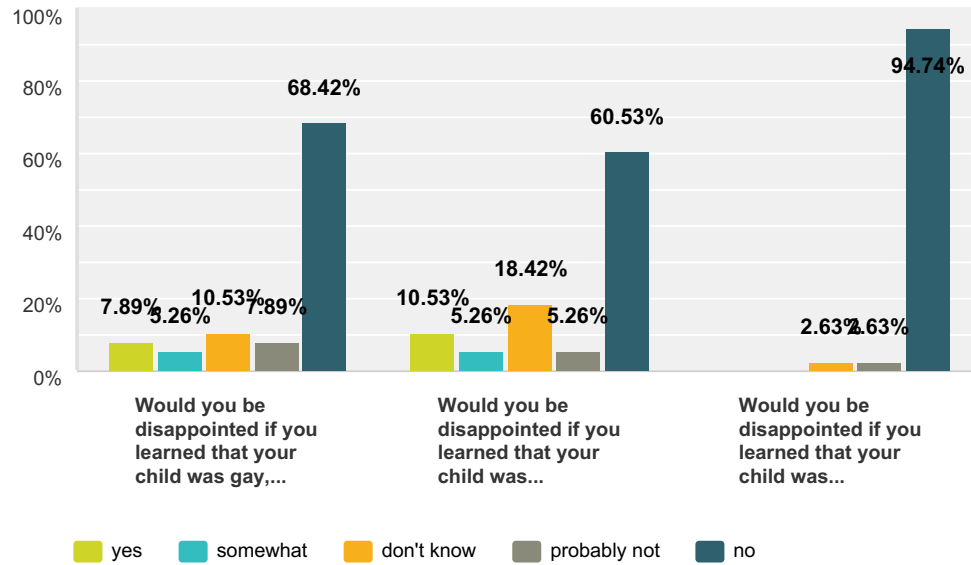
Answered: 38 Skipped: 0



	yes	somewhat	don't know	probably not	no	Total
Would you be upset if you learned that your brother or sister was gay, lesbian, or bisexual?	5.26% 2	2.63% 1	2.63% 1	10.53% 4	78.95% 30	38
Would you be upset if you learned that your brother or sister identified as transgender?	7.89% 3	0.00% 0	10.53% 4	13.16% 5	68.42% 26	38
Would you be upset if you learned that your brother or sister was heterosexual?	0.00% 0	0.00% 0	2.63% 1	5.26% 2	92.11% 35	38

Q12 .

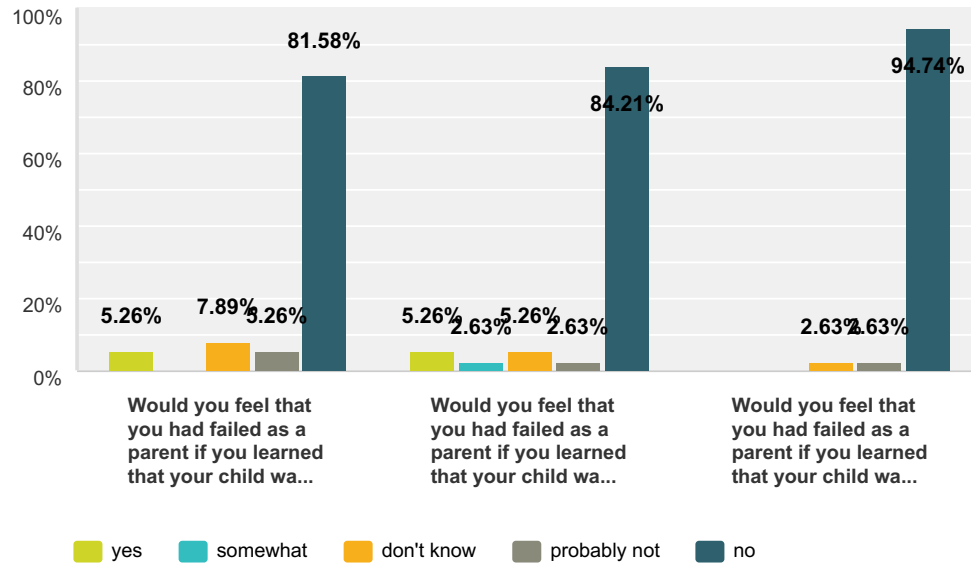
Answered: 38 Skipped: 0



	yes	somewhat	don't know	probably not	no	Total
Would you be disappointed if you learned that your child was gay, lesbian, or bisexual?	7.89% 3	5.26% 2	10.53% 4	7.89% 3	68.42% 26	38
Would you be disappointed if you learned that your child was transgender?	10.53% 4	5.26% 2	18.42% 7	5.26% 2	60.53% 23	38
Would you be disappointed if you learned that your child was heterosexual?	0.00% 0	0.00% 0	2.63% 1	2.63% 1	94.74% 36	38

Q13 .

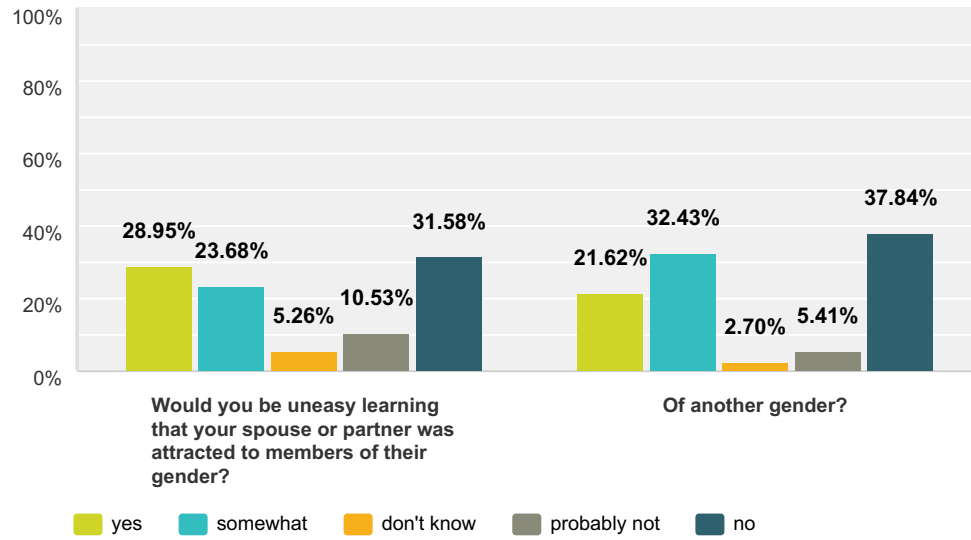
Answered: 38 Skipped: 0



	yes	somewhat	don't know	probably not	no	Total
Would you feel that you had failed as a parent if you learned that your child was gay, lesbian, or bisexual?	5.26% 2	0.00% 0	7.89% 3	5.26% 2	81.58% 31	38
Would you feel that you had failed as a parent if you learned that your child was transgender?	5.26% 2	2.63% 1	5.26% 2	2.63% 1	84.21% 32	38
Would you feel that you had failed as a parent if you learned that your child was heterosexual?	0.00% 0	0.00% 0	2.63% 1	2.63% 1	94.74% 36	38

Q14 .

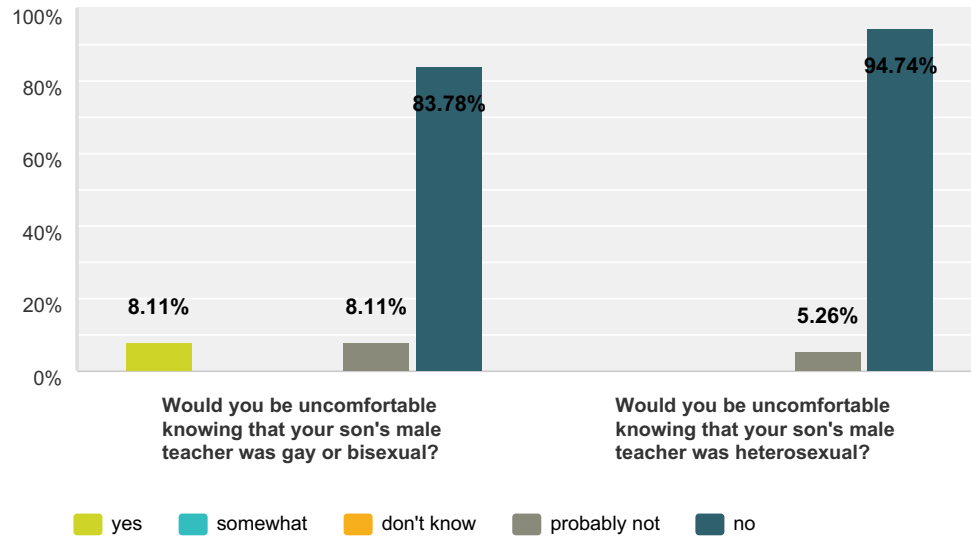
Answered: 38 Skipped: 0



	yes	somewhat	don't know	probably not	no	Total
Would you be uneasy learning that your spouse or partner was attracted to members of their gender?	28.95% 11	23.68% 9	5.26% 2	10.53% 4	31.58% 12	38
Of another gender?	21.62% 8	32.43% 12	2.70% 1	5.41% 2	37.84% 14	37

Q15 .

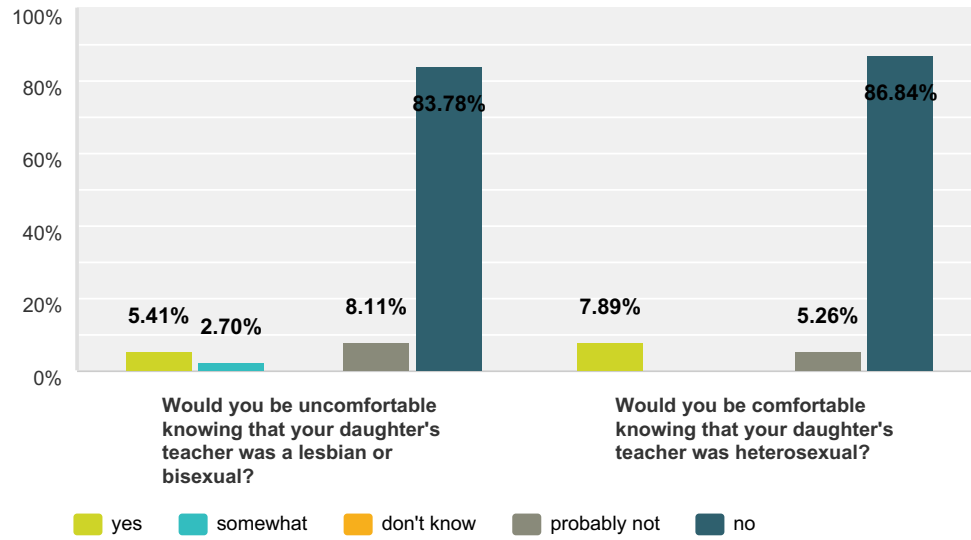
Answered: 38 Skipped: 0



	yes	somewhat	don't know	probably not	no	Total
Would you be uncomfortable knowing that your son's male teacher was gay or bisexual?	8.11% 3	0.00% 0	0.00% 0	8.11% 3	83.78% 31	37
Would you be uncomfortable knowing that your son's male teacher was heterosexual?	0.00% 0	0.00% 0	0.00% 0	5.26% 2	94.74% 36	38

Q16 .

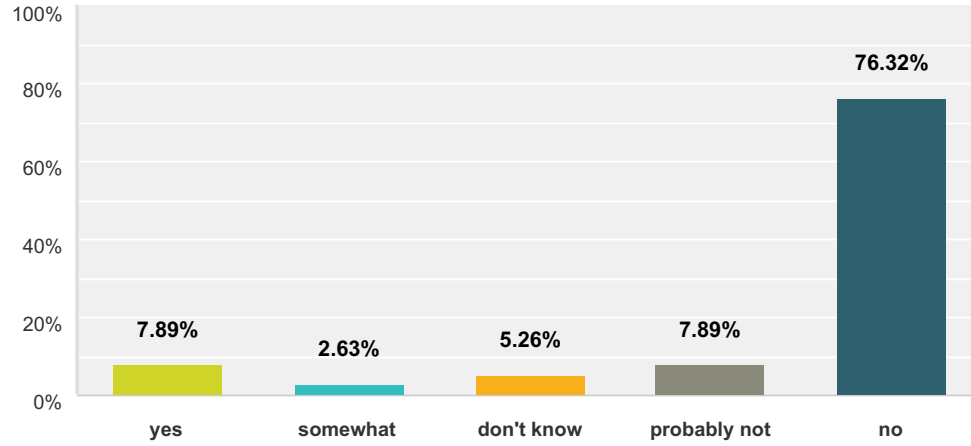
Answered: 38 Skipped: 0



	yes	somewhat	don't know	probably not	no	Total
Would you be uncomfortable knowing that your daughter's teacher was a lesbian or bisexual?	5.41% 2	2.70% 1	0.00% 0	8.11% 3	83.78% 31	37
Would you be comfortable knowing that your daughter's teacher was heterosexual?	7.89% 3	0.00% 0	0.00% 0	5.26% 2	86.84% 33	38

Q17 Would you be shocked to learn that your minister was a bisexual, gay, lesbian, and/or transgender person?

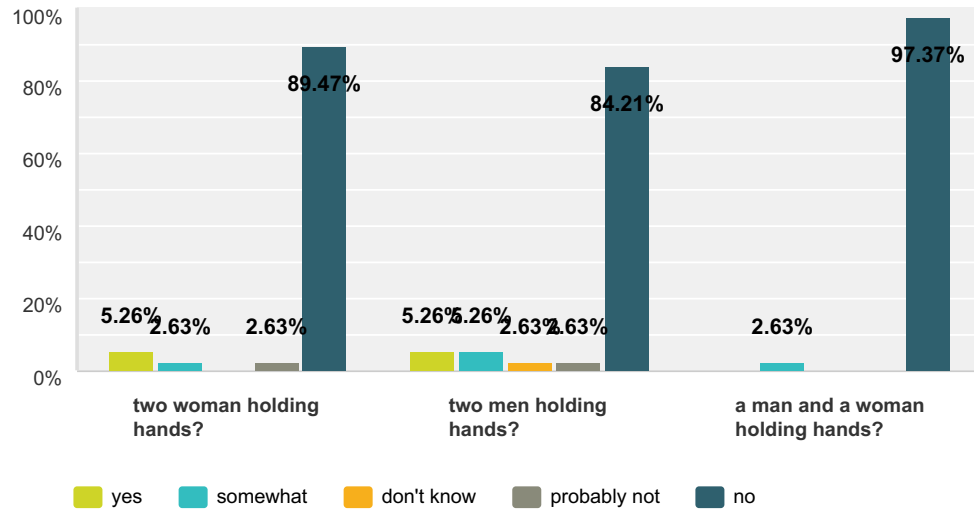
Answered: 38 Skipped: 0



Answer Choices	Responses
yes	7.89% 3
somewhat	2.63% 1
don't know	5.26% 2
probably not	7.89% 3
no	76.32% 29
Total	38

Q18 Would you be uncomfortable seeing...

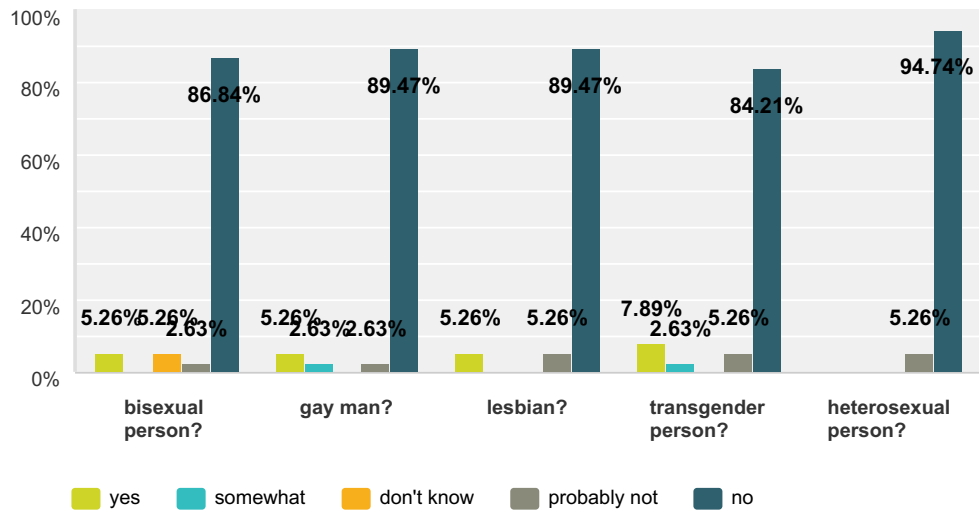
Answered: 38 Skipped: 0



	yes	somewhat	don't know	probably not	no	Total
two woman holding hands?	5.26% 2	2.63% 1	0.00% 0	2.63% 1	89.47% 34	38
two men holding hands?	5.26% 2	5.26% 2	2.63% 1	2.63% 1	84.21% 32	38
a man and a woman holding hands?	0.00% 0	2.63% 1	0.00% 0	0.00% 0	97.37% 37	38

Q19 Would you be uncomfortable working closely with a...

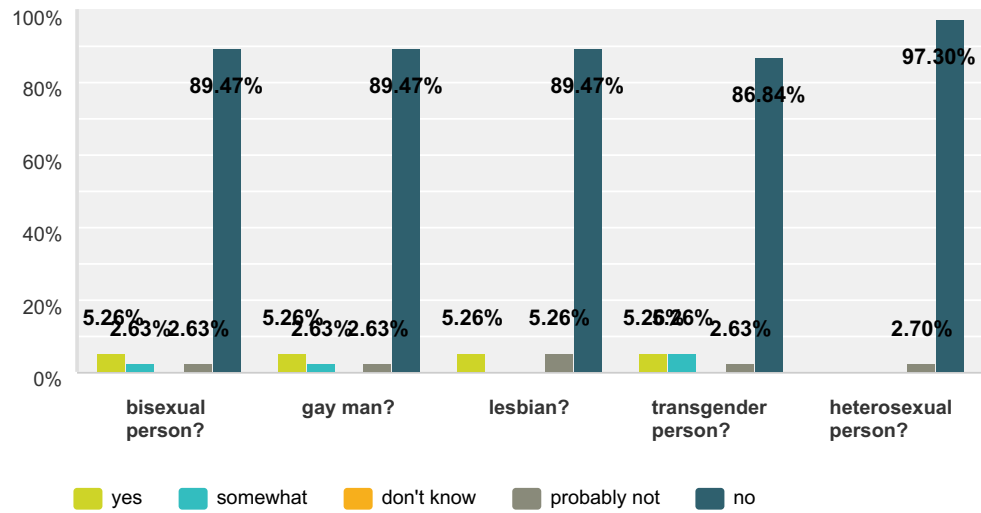
Answered: 38 Skipped: 0



	yes	somewhat	don't know	probably not	no	Total
bisexual person?	5.26% 2	0.00% 0	5.26% 2	2.63% 1	86.84% 33	38
gay man?	5.26% 2	2.63% 1	0.00% 0	2.63% 1	89.47% 34	38
lesbian?	5.26% 2	0.00% 0	0.00% 0	5.26% 2	89.47% 34	38
transgender person?	7.89% 3	2.63% 1	0.00% 0	5.26% 2	84.21% 32	38
heterosexual person?	0.00% 0	0.00% 0	0.00% 0	5.26% 2	94.74% 36	38

Q20 Would you be uncomfortable learning that your boss was a ...

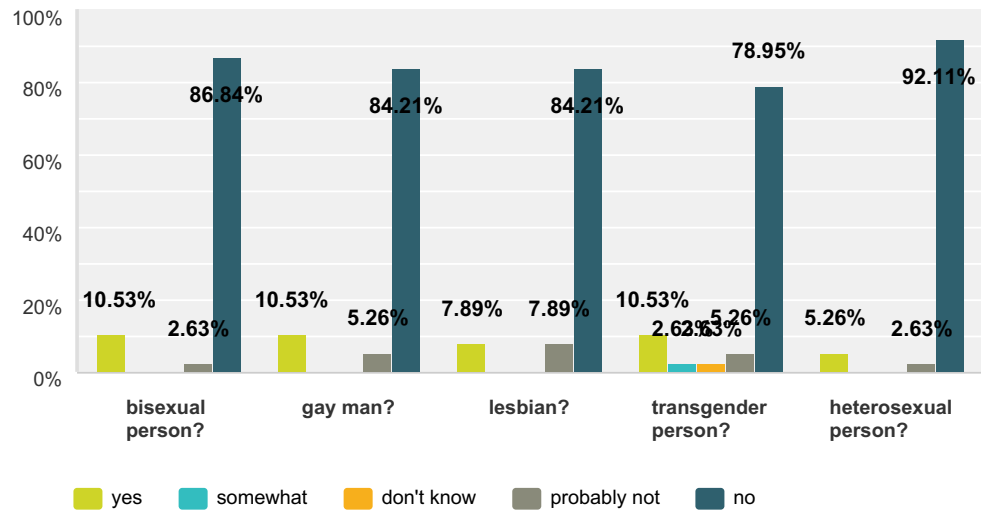
Answered: 38 Skipped: 0



	yes	somewhat	don't know	probably not	no	Total
bisexual person?	5.26% 2	2.63% 1	0.00% 0	2.63% 1	89.47% 34	38
gay man?	5.26% 2	2.63% 1	0.00% 0	2.63% 1	89.47% 34	38
lesbian?	5.26% 2	0.00% 0	0.00% 0	5.26% 2	89.47% 34	38
transgender person?	5.26% 2	5.26% 2	0.00% 0	2.63% 1	86.84% 33	38
heterosexual person?	0.00% 0	0.00% 0	0.00% 0	2.70% 1	97.30% 36	37

Q21 Would you be uneasy learning that your doctor was a...

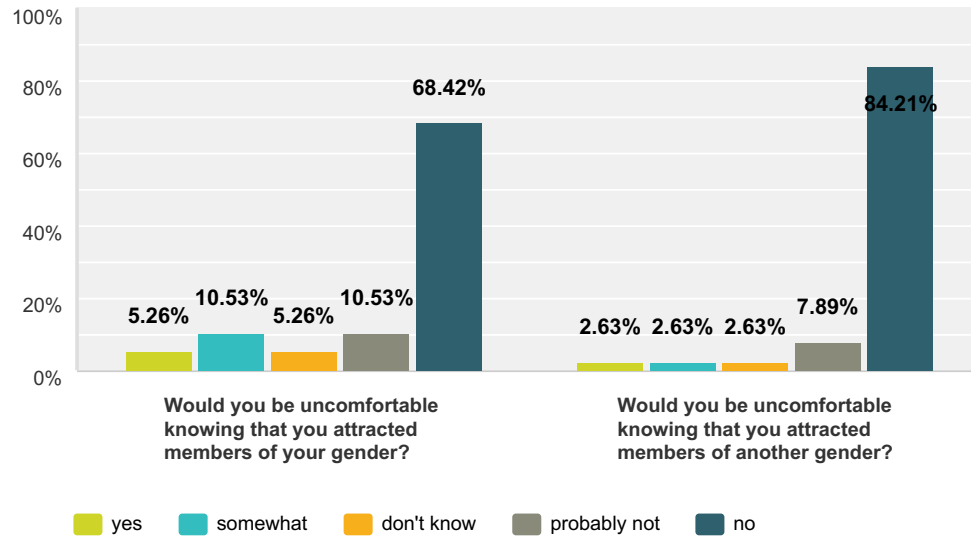
Answered: 38 Skipped: 0



	yes	somewhat	don't know	probably not	no	Total
bisexual person?	10.53% 4	0.00% 0	0.00% 0	2.63% 1	86.84% 33	38
gay man?	10.53% 4	0.00% 0	0.00% 0	5.26% 2	84.21% 32	38
lesbian?	7.89% 3	0.00% 0	0.00% 0	7.89% 3	84.21% 32	38
transgender person?	10.53% 4	2.63% 1	2.63% 1	5.26% 2	78.95% 30	38
heterosexual person?	5.26% 2	0.00% 0	0.00% 0	2.63% 1	92.11% 35	38

Q22 .

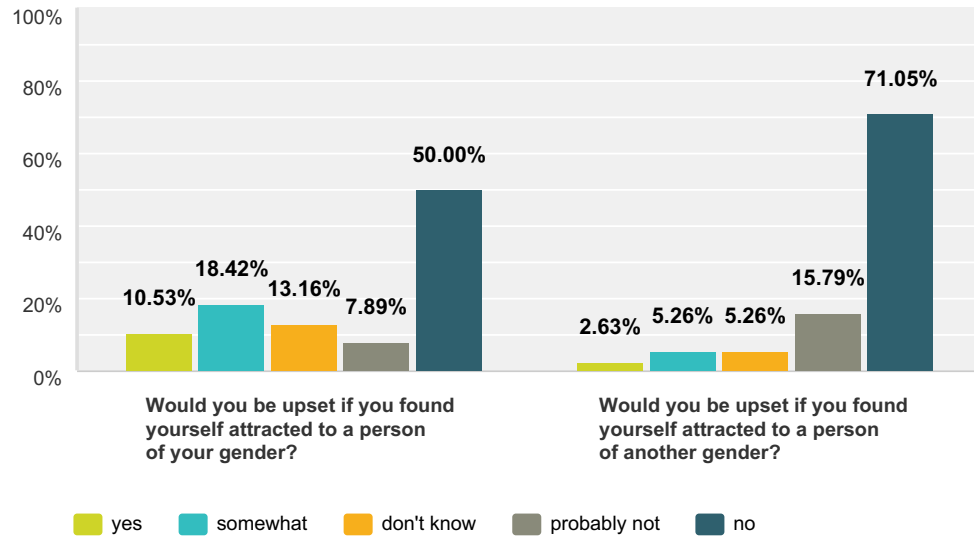
Answered: 38 Skipped: 0



	yes	somewhat	don't know	probably not	no	Total
Would you be uncomfortable knowing that you attracted members of your gender?	5.26% 2	10.53% 4	5.26% 2	10.53% 4	68.42% 26	38
Would you be uncomfortable knowing that you attracted members of another gender?	2.63% 1	2.63% 1	2.63% 1	7.89% 3	84.21% 32	38

Q23 .

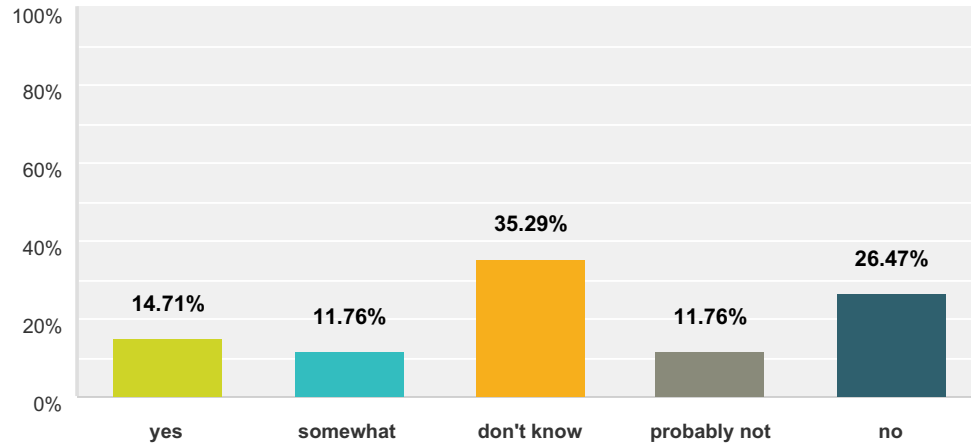
Answered: 38 Skipped: 0



	yes	somewhat	don't know	probably not	no	Total
Would you be upset if you found yourself attracted to a person of your gender?	10.53% 4	18.42% 7	13.16% 5	7.89% 3	50.00% 19	38
Would you be upset if you found yourself attracted to a person of another gender?	2.63% 1	5.26% 2	5.26% 2	15.79% 6	71.05% 27	38

Q24 Would you avoid identifying yourself as a bisexual, gay, lesbian, and/or transgender person?(Answering this question is optional)

Answered: 34 Skipped: 4



Answer Choices	Responses
yes	14.71% 5
somewhat	11.76% 4
don't know	35.29% 12
probably not	11.76% 4
no	26.47% 9
Total	34